





JAGADAMBHA
COLLEGE OF ENGINEERING & TECHNOLOGY, YAVATMAL



Approved by AICTE & Government of Maharashtra, Affiliated to Sant Gadge Baba Amravati University

2.7.1 Student Satisfaction Survey (SSS) on overall institutional performance 2023-2024



Date : 20/12/2024

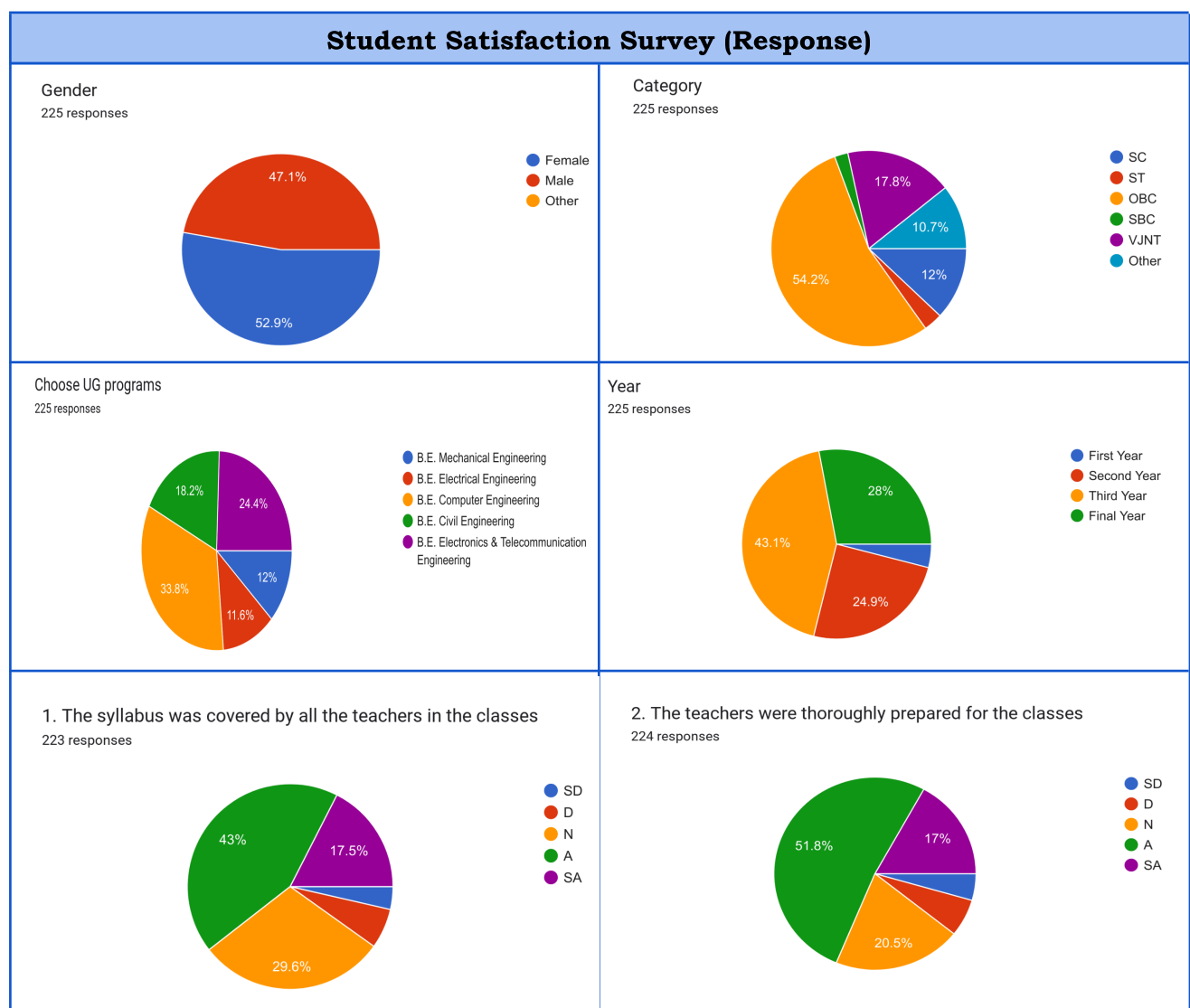
TO WHOMSOEVER IT MAY CONCERN

This is to certify that the results and details of Student Satisfaction Survey (SSS) on overall institutional performance for the academic year 2023-2024 is displayed on institutional website.

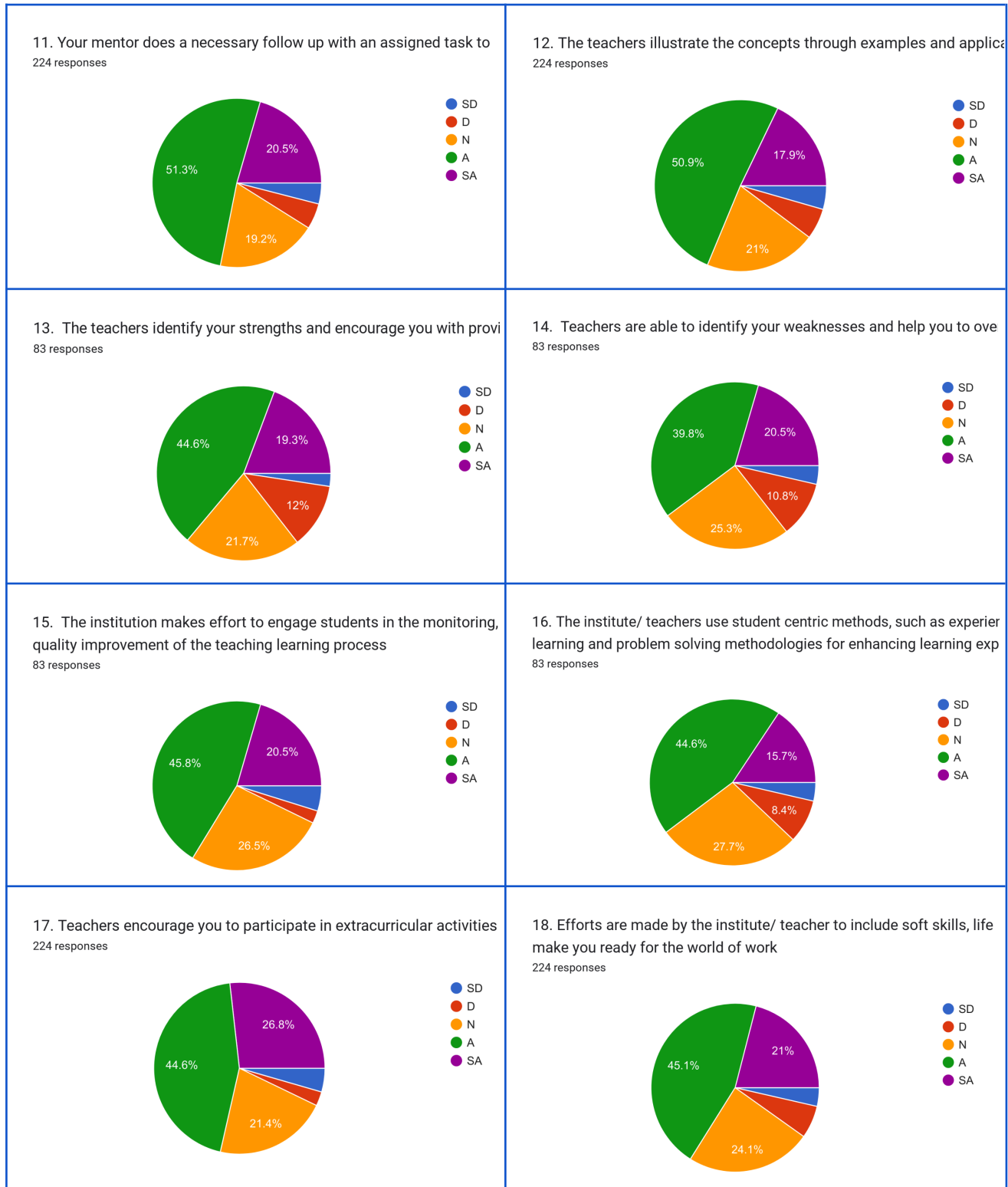
Principal
Jagadamba College of Engg.
& Technology, Yavatmal

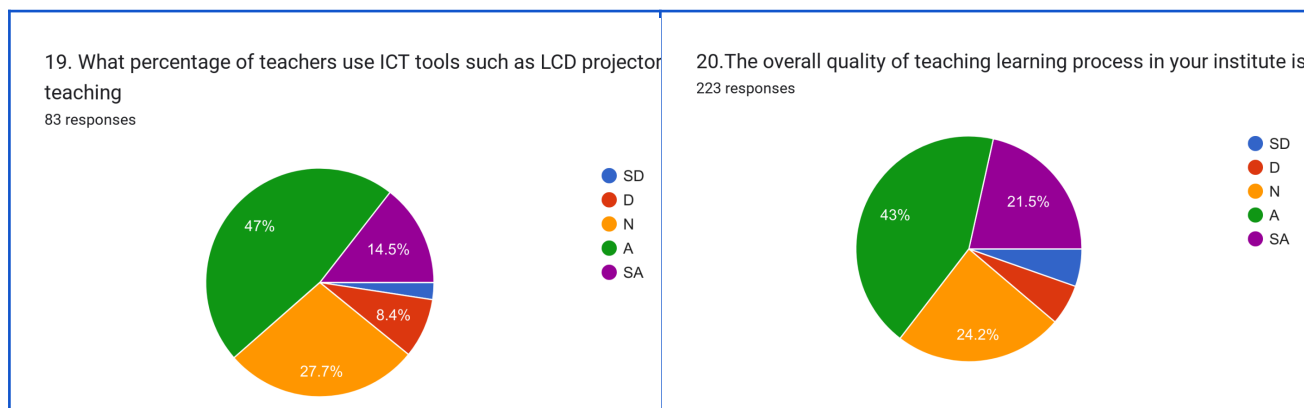
STUDENT SATISFACTION SURVEY (Academic Year : 2023-2024)

The institution has conducted the student satisfaction Survey (SSS) annually. It focuses on the overall learning experience of the students. The questionnaires for the SSS are kept similar to those suggested by NAAC











Brief observations about the survey are as follows: Students of all the programs responded to the survey.

The survey results are analysed department wise for the corrective actions and further improvements.

Sr. No.	Question	Student Response		Student Satisfaction Survey (Result)
1	The syllabus was covered by all the teachers in the classes	SD	3.59%	67.71% students are truly satisfied with the syllabus covered in the class.
		D	0.00%	
		N	35.87%	
		A	43.05%	
		SA	17.49%	
2	The teachers were thoroughly prepared for the classes	SD	4.46%	69.20% students are highly in agreement with teachers' preparation in class.
		D	0.00%	
		N	26.79%	
		A	51.79%	
		SA	16.96%	
3	The teachers were always effective in communication	SD	4.04%	71.64% students are saying teachers are able to communicate well in the class.
		D	0.00%	
		N	21.52%	
		A	54.26%	
		SA	20.18%	
4	The teachers approach to teaching was excellent	SD	4.46%	68.86% students are fully satisfied with teachers explanation
		D	0.00%	
		N	33.04%	
		A	40.63%	
		SA	21.88%	
5	Fairness of the internal evaluation process by the teacher	SD	3.57%	70.24% students are satisfied with the Internal evaluation process adopted by teachers.
		D	0.00%	
		N	28.57%	
		A	47.62%	
		SA	20.24%	



6	Your mentor does a necessary follow up with an assigned task to you	SD	2.41%	70.78% students are saying that teachers discussed the performance of assignments in the class
		D	0.00%	
		N	25.30%	
		A	56.63%	
		SA	15.66%	
7	The Institute takes active interest in promoting internship, student exchange, field visit opportunities for students	SD	7.23%	64.76% students are saying that Institute take active interest in promoting Internship and in field visit
		D	0.00%	
		N	40.96%	
		A	30.12%	
		SA	21.69%	
8	The teaching and mentoring process in your institution facilitates you in cognitive, social and emotional growth	SD	2.41%	Institution is having its own mentoring process & it is well said by 69.28% students
		D	0.00%	
		N	33.73%	
		A	45.78%	
		SA	18.07%	
9	The institution provides multiple opportunities to learn and grow.	SD	3.57%	70.09% students are very satisfied with opportunities provided by Institution to learn and grow
		D	0.00%	
		N	28.13%	
		A	49.11%	
		SA	19.20%	
10	Teachers inform you about your expected competencies, course outcomes and programme Outcomes.	SD	3.61%	69.58% students are agreed about teachers have make them aware with course outcomes, programme outcomes and competencies achieved
		D	0.00%	
		N	33.73%	
		A	39.76%	
		SA	22.89%	
11	Your mentor does a necessary follow-up with an assigned task to you	SD	4.02%	71.09% students are satisfied with mentors follow up regarding assigned tasks
		D	0.00%	
		N	24.11%	
		A	51.34%	
		SA	20.54%	
12	The teachers illustrate the concepts through examples and applications	SD	4.46%	69.42% students satisfied for illustration the concepts through examples and applications by teachers
		D	0.00%	
		N	26.79%	
		A	50.89%	
		SA	17.86%	
13	The teachers identify your strengths and encourage you by providing the right level of challenges.	SD	2.41%	69.58% students agreed for teachers do encourage to the student where needed
		D	0.00%	
		N	33.73%	
		A	44.58%	
		SA	19.28%	
14	Teachers are able to identify your weaknesses and help you to overcome them.	SD	3.61%	68.37% students are saying that teachers are capable to identify their weaknesses and support to mitigate
		D	0.00%	
		N	36.14%	



		A	39.76%	weaknesses
		SA	20.48%	
15	The institution makes effort to engage students in the monitoring, review and continuous quality improvement of the teaching learning process.	SD	4.82%	69.28% students are fully agreed for Institutions effort for quality improvement of the teaching-learning process
		D	0.00%	
		N	28.92%	
		A	45.78%	
		SA	20.48%	
16	The institute/ teachers use student centric methods, such as experiential learning, participative learning and problem solving methodologies for enhancing learning experiences	SD	3.61%	67.17% students are satisfied with experimental learning, participative learning and problem solving skill used by teachers
		D	0.00%	
		N	36.14%	
		A	44.58%	
		SA	15.66%	
17	Teachers encourage you to participate in extracurricular activities.	SD	4.46%	72.32% students agreed with teachers efforts to participate the students in curricular and extracurricular activities
		D	0.00%	
		N	24.11%	
		A	44.64%	
		SA	26.79%	
18	Efforts are made by the institute/ teachers to inculcate soft skills, life skills and employability skills to make you ready for the world of work	SD	3.57%	69.98% students very satisfied for teachers and Institutional efforts to inculcate soft skill and life skills
		D	0.00%	
		N	30.36%	
		A	45.09%	
		SA	20.98%	
19	What percentage of teachers use ICT tools such as LCD projector, Multimedia, etc. while teaching	SD	2.41%	67.77% students are very agreed and satisfied about teachers innovative methods includes of ICT tools and new teaching learning approaches
		D	0.00%	
		N	36.14%	
		A	46.99%	
		SA	14.46%	
20	The overall quality of the teaching-learning process in your institute is very good.	SD	5.38%	68.83% students are agreed about teachers have make them aware with course outcomes, programme outcomes and competencies achieved
		D	0.00%	
		N	30.04%	
		A	43.05%	
		SA	21.52%	
21	Give three observation / suggestions to improve the overall teaching – learning experience in your institution.	<ol style="list-style-type: none"> 1. Use interactive learning tools and virtual labs for a more engaging educational experience. 2. Offer workshops in soft skills, coding bootcamps, and technical training in trending technologies. 3. provides courses in Data Science, Cloud Computing, Machine Learning, and provide offline internships. 		



Approved by AICTE & Government of Maharashtra, Affiliated to Sant Gadge Baba Amravati University

Overall Students Satisfaction about overall teaching-learning experience in an institution is **69.35%** and mean satisfaction level of all students is **2.8** on 4 point scale

Student Satisfaction Survey Academic Year 2023-2024

